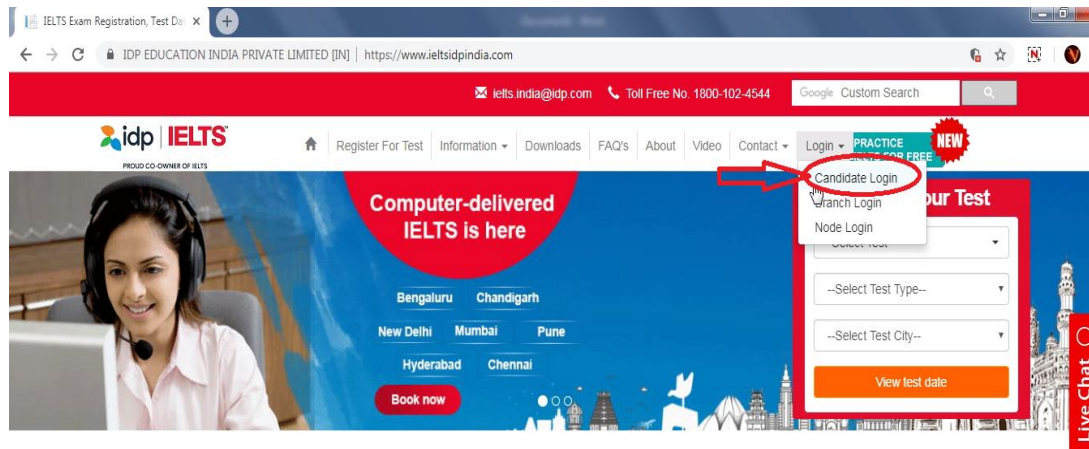


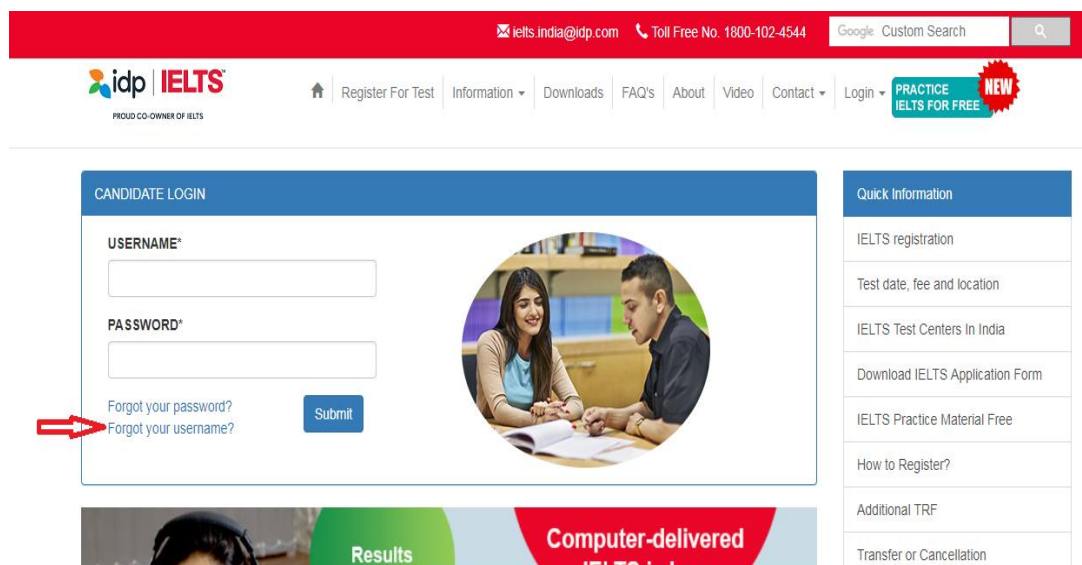
# How to access your candidate login section

1. Kindly click on the candidate login section link on the home page.



Computer-delivered IELTS is a huge success among students. Let's hear why!

2. Click on 'Forgot your username' link to generate your user name.



- Put in your passport number and date of birth, which you had provided at the time of registration and then click 'Submit'.

The screenshot shows the IELTS candidate login page. The browser address bar displays "IDP EDUCATION INDIA PRIVATE LIMITED [IN] | https://www.ieltsindia.com/Access/CandidateLogin". The page header includes the IDP IELTS logo, navigation links (Register For Test, Information, Downloads, FAQ's, About, Video, Contact), and a "Login" button with a "PRACTICE IELTS FOR FREE" badge. The main content area is titled "CANDIDATE LOGIN" and features two input fields: "PASSPORT NO\*" with the placeholder "XXXXXXXX" and "DATE OF BIRTH (DD/MM/YYYY)\*" with the placeholder "XX/XX/XXXX". A "Submit" button is located below the fields. To the right, a "Quick Information" sidebar lists various links such as "IELTS registration", "Test date, fee and location", and "Download IELTS Application Form".

Once submitted, an email with your username will be triggered to the registered email address.

- Once you receive the username at your registered email address, please go back to the candidate login section page and click on 'Forgot your password' link.

The screenshot shows the IELTS candidate login page with the "CANDIDATE LOGIN" section. The input fields are now "USERNAME\*" and "PASSWORD\*", both empty. A red arrow points to the "Forgot your password?" link, with "Forgot your username?" listed below it. The "Submit" button remains. The "Quick Information" sidebar on the right is identical to the previous screenshot.

- Please enter the username which you have received at your registered email address and click on 'Submit'.

ielts.india@idp.com Toll Free No. 1800-102-4544 Google Custom Search

idp | IELTS PROUD CO-OWNER OF IELTS

Register For Test Information Downloads FAQ's About Video Contact Login PRACTICE IELTS FOR FREE NEW

### Reset Password

USERNAME\*

Submit

### Quick Information

- IELTS registration
- Test date, fee and location
- IELTS Test Centers In India
- Download IELTS Application Form
- IELTS Practice Material Free
- How to Register?
- Additional TRF

Once you do that, you will receive the password at your registered email address.

- Please put in both username and password which you have received at your registered email address and click on 'Submit'

ielts.india@idp.com Toll Free No. 1800-102-4544 Google Custom Search

idp | IELTS PROUD CO-OWNER OF IELTS

Register For Test Information Downloads FAQ's About Video Contact Login PRACTICE IELTS FOR FREE NEW

### CANDIDATE LOGIN

USERNAME\*

PASSWORD\*

Forgot your password? Forgot your username? Submit


### Quick Information

- IELTS registration
- Test date, fee and location
- IELTS Test Centers In India
- Download IELTS Application Form
- IELTS Practice Material Free
- How to Register?
- Additional TRF

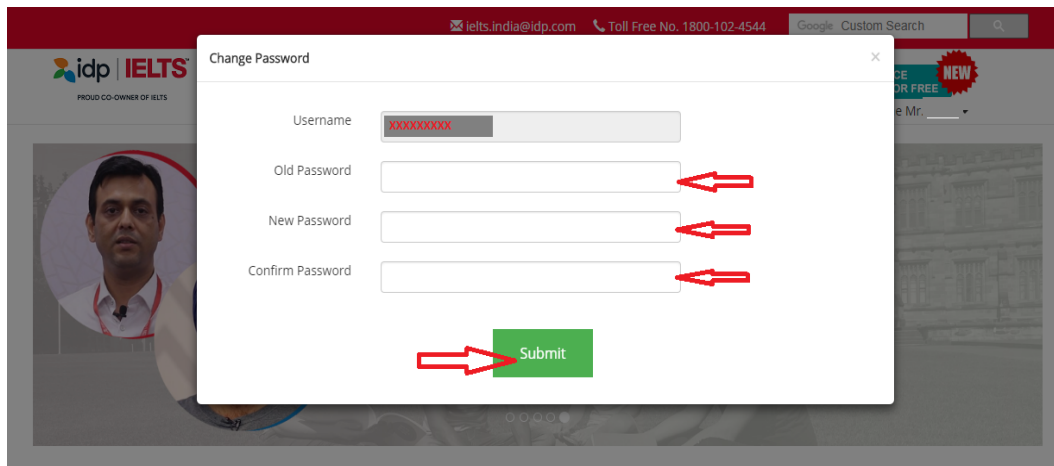
Once submitted, you will be able to access the candidate login section.

- Due to security reasons, you are requested to change the password immediately after your first login. Kindly follow the below procedure to change the password.

Click on 'Change Password' link as shown below:



Once clicked, please put in the below requested details to change your password. The new password should be of minimum six (6) characters.



After successful completion, please use your new password along with the username to access the candidate login section.